



/// LubeBuilder™ Systems



SAGE OIL VAC LUBEUILDER™ SYSTEMS

Finding the right lube skid model for a work truck can be a struggle — especially when you have specific needs. You're often forced to settle for reduced tank capacities limiting your capabilities or you have to settle for subpar quality and mismatched fluid exchange components. Sage has the solution with our revolutionary LubeBuilder system (we're serious, we are the only OEM doing this in the marketplace) using our patented no-pump lube exchange technology.

CUSTOMIZABLE. SCALABLE. VERSATILE.

As a completely customizable, a la carte lube system for virtually any vehicle, the LubeBuilder system cuts costs by allowing the you to select only the things you really want and need for a more economic upfit. Choose everything from the number of tanks, tank storage capacities and placement of the tanks within the space you have available. This product works great for crane trucks, mechanics bodies, van bodies, enclosed bodies or even stationary shop set ups.



“ This system isn't just great for organization. A few common situations we see are when a pre-built lube skid's footprint doesn't fit, a customer can't afford to get another dedicated truck or a lube trailer doesn't work with the jobsite parameters they frequently visit. Whatever the reason, a LubeBuilder system provides operators with the lube exchange essentials to fit their exact set up at a fraction of the cost. ”

— Aaron Sage, Sage CEO

PATENTED NO-PUMP FLUID EXCHANGE TECHNOLOGY

Diaphragm pumps have been the industry standard for decades, but this oil extraction method is antiquated and needs constant, high volume compressed air while you're operating. Sage uses no-pump vacuum technology to pull fluid quickly and efficiently from equipment without any moving parts. No pumps with Sage means fewer maintenance problems for an overall lower cost of ownership.

YOUR ONE-STOP SHOP

Forget the hassle of finding a tank supplier, a reel supplier and a pump supplier. Our LubeBuilder systems provide the whole package with easy instructions for your upfit all from one source.



IS THE LUBEBuilder™ SYSTEM RIGHT FOR ME?

	REGULAR LUBE SKID	LUBEBuilder SYSTEM
Do you want customization?	Regular lube skids have limited customization. Sage (and competitors) have several lube skid models and dimensions available, but these products are harder to customize.	The sky is the limit with a LubeBuilder system. You decide every element involved, from tanks and reels to the overall layout preferences.
Do you need to be able to move your system?	Easy — all you need is a forklift.	Transfer options are limited. Once a LubeBuilder kit is installed, it is likely staying with the vehicle.
Does the footprint matter?	Most lube skids are bolted within an unchanging static frame (e.g., 4 ft. x 6 ft.).	With LubeBuilder's customizable footprint, the components of the upfit can be placed throughout the platform in ideal positions. Put tanks in one corner of the truck, and the reels and control panels at ground level off the side of a truck, for example, for easy access. It's all up to you.
Do you need a shorter lead time?	Regular lube skids require component assembly and welding, increasing the lead time by several weeks.	Because the system does not come pre-assembled, getting you the components, parts and tools shortens the lead time. Estimated 2-4 weeks for arrival after order design and completion.

MORE LUBEBuilder SYSTEM BENEFITS

- All the benefits of Sage's patented no-pump vacuum technology
- 1-on-1 design consultation and advice from Sage specialists
- 300+ possible configurations to fit any lube upfit application
- Optimum bed use with spatial flexibility
- Fluid control panel to control product flow and see fluid levels
- Modular layout for simple assembly
- LED fluid level indicators for each tank on the control panel (optional)
- Add-on kits for future expansions (optional)

MAKING YOUR SELECTIONS

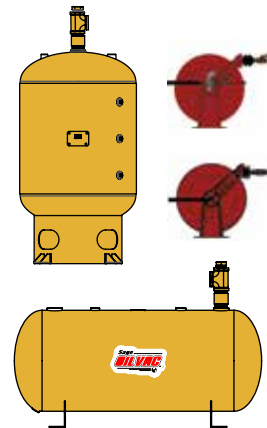
- New or used oil tanks
- Horizontal and vertical tank orientations
- Immersion heaters and fluid level sensors (optional)
- Epoxy-lined tanks for coolant and other special fluids
- Control panels that allow single-point access to control vacuum fills or bulk loads
- Compatible with any compressed air source with a minimum of 10 CFM at 75 psi

TANK SIZES AND CONFIGURATIONS

10 gal. (38 L)	12 in. (30.5 cm) diameter, vertical
20 gal. (76 L)	16 in. (40.6 cm) diameter, vertical
30 gal. (114 L)	16 in. (40.6 cm) diameter, horizontal or vertical
40 gal. (151 L)	20 in. (50.8 cm) diameter, vertical
50 gal. (189 L)	20 in. (50.8 cm) diameter, vertical
60 gal. (227 L)	20 in. (50.8 cm) diameter, horizontal or vertical
60 gal. (227 L)	24 in. (61 cm) diameter, vertical
80 gal. (303 L)	24 in. (61 cm) diameter, horizontal or vertical
80 gal. (303 L)	30 in. (76.2 cm) diameter, vertical
120 gal. (454 L)	30 in. (76.2 cm) diameter, vertical
180 gal. (681 L)	36 in. (91.4 cm) diameter, vertical
220 gal. (833 L)	36 in. (91.4 cm) diameter, vertical
250 gal. (946 L)	30 in. (76.2 cm) diameter, horizontal
390 gal. (1,476 L)	37 in. (94 cm) diameter, horizontal
600 gal. (2,271 L)	46 in. (116.8 cm) diameter, horizontal

REELS

3/4 in. x 25 ft (1.9 cm x 7.6 m)
5/8 in. x 25 ft (1.6 cm x 7.6 m)
5/8 in. x 50 ft (1.6 cm x 15.2 m)
3/4 in. x 50 ft (1.9 cm x 15.2 m)
1 in. x 50 ft (2.5 cm x 15.2 m)



USED FILTER RECEPTACLES™

Forget contamination and spills when it's time to change an equipment filter — the Used Filter Receptacle (UFR) provides a secure holding tank for used filters. We have five different UFRs to choose from, we can provide pictures and/or CAD drawings to help you decide.

- Wall-mounted
- Top side pack-mounted
- Inside side pack cabinet mounted
- Top open
- Front door opening



CONTROL PANELS

- Centralized control panels — control product flow only.
- Centralized control panels with LED fluid level sensors — control product flow and see fluid levels.





INSTALLATION AND ORDERING PROCESS

The ordering process is incredibly simple. You work with a Sage specialist at your local Sage dealer, or you can contact us directly. After the initial call or email, you'll receive a price quote with a weight estimate. At your request, Sage can also provide a custom CAD blueprint of your set up for installation planning.

SHORT LEAD TIME AND SIMPLE INSTALLATION

Your LubeBuilder™ kit will then arrive with everything you need to complete the installation yourself — we're talking the tools, the step-by-step instructions and every nut, bolt and screw. Sage even has an installation video you can watch if you prefer video instructions. Depending on your mechanical proficiency and system size, it takes most customers a few days to have the whole installation complete (sometimes less depending on how many helping hands you have).

INSTALLATION EXAMPLES

Since everything is 100% custom to your needs, there are no two kits alike unless you've ordered a whole fleet of kits for identical vehicles. It's a mobile lube exchange solution that can be anything you need it to be.

KEY BENEFITS

- Use of your own air source
- Space-saving vertical tanks
- Easy installation
- Endless customization
- Add-on kits for future expansions (optional)

CONTACT US

1640 FM 3427
Greenville, TX 75401
SALES & SUPPORT:
903-455-0222

goldie@greatestequipment.com
www.greatestequipment.com



CUSTOMER CASE STUDY — JOHNSON-DAVIS, INC. (LANTANA, FLORIDA)

THE PROBLEM

The Johnson-Davis team was doing almost all of their own maintenance and their three service trucks were stretched thin. Since they describe their equipment as the lifeblood of their underground utility contractor operation, they needed to find an economical solution, quickly.


THE SOLUTION

Knowing that their custom LubeBuilder™ kit was meant to improve their smaller equipment maintenance process, the Johnson-Davis team worked with a local Sage dealer to purchase the exact lube exchange components they needed. The order took three weeks to arrive and two weeks to have it installed into the chassis of a new box truck. The kit included:

- (1) 120-gal. waste oil tank
- (3) 30-gal. fresh oil tanks
- (1) 60-gal. fresh oil tank
- 50-ft. reels on all tanks
- 8-hp electric start compressor
- 50-ft. air reel

“The process was easy. I gave the Sage dealer our tank sizes and what we wanted, and they took it from there.”

— Michael Llewellyn, Johnson-Davis Shop manager.



CUSTOMER CASE STUDY — DITCH WITCH SALES (GRANDVILLE AND HOWELL, MICHIGAN)

THE PROBLEM

Customers depend on Ditch Witch Sales of Michigan to handle routine and emergency service calls promptly. With locations in Grandville and Howell, the company relies on their two service techs to be fast, efficient and organized — but with a bed of oil buckets constantly on-the-go, things were starting to look more like organized chaos.

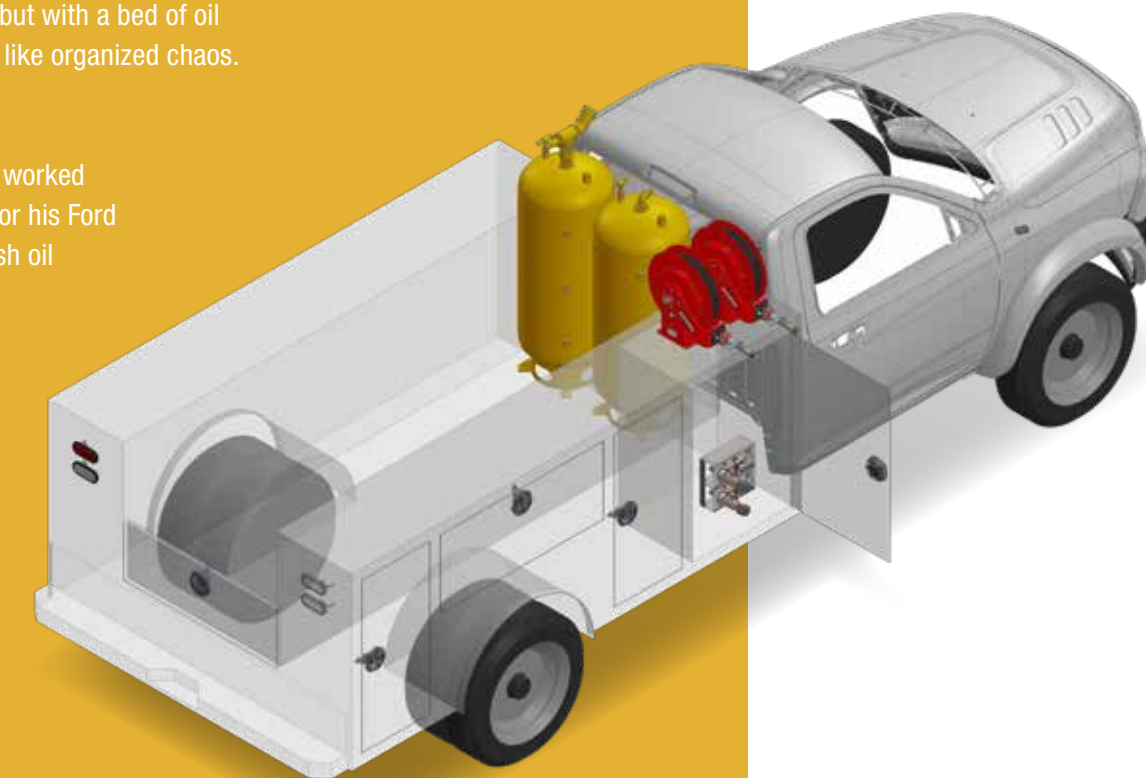
THE SOLUTION

Homer Gonzalez, field technician at Ditch Witch Sales Michigan, worked with a Sage dealer to create a customized LubeBuilder system for his Ford 550-truck with two 30-gallon tanks. He planned to dispense fresh oil from one of the tanks and dispose of waste oil in the other.

Since making the switch, Gonzalez estimates he's been able to reduce the time it takes to service customer equipment by as much as 40%. Not carrying around buckets and drip pans has also freed up a significant amount of his truck bed — and replenishing his supply of fresh fluids and disposing of waste oil is much easier.

“Sage Oil Vac provided easy-to-understand instructions and diagrams for installing the system in the back of my truck. The whole process took about eight hours and was pretty easy. I probably could have wrapped it up faster, but I'm pretty particular about my truck so I took a bit longer.”

— Homer Gonzalez, Ditch Witch Sales of Michigan field technician



ABOUT SAGE

Used oil buckets strewn about the back of a truck. Containers piled high. Tipped over oil jugs rolling around with peeling labels. This chaotic imagery keeps the Sage team awake at night and it has them asking one question: How do people work like that?

In 1993, company founder Gary Sage invented the first oil vac system so he could change the oil in his irrigation engine without spilling it on himself or the ground. After putting his new invention to use, a lightbulb went off — this new lube exchange system was not only cleaner, it was faster.

Over 25 years later, Sage is thriving as a family-operated business, with Gary's son Aaron Sage at the helm as company CEO and a 30+ dealer network. We're just as committed to bringing efficiency and environmental responsibility to consumers through the use of our expanded line of mobile lube equipment as we were when we started. Those that choose to "change with Sage" do so because of the guaranteed quality equipment and unbeatable customer service.

Come home the way you left for the day — clean.

/// LubeBuilder™ Systems

**FAST.
SAFE.
CLEAN.
ECONOMICAL.
VERSATILE.**



1640 FM 3427
Greenville, TX 75401

SALES & SUPPORT:

(Ask for Dwayne or Brad)

903-455-0222

goldie@greatestequipment.com

www.greatestequipment.com